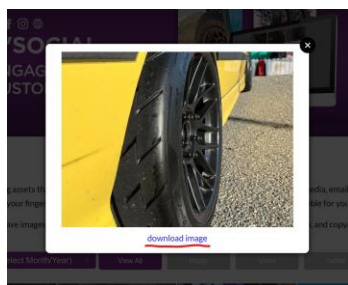
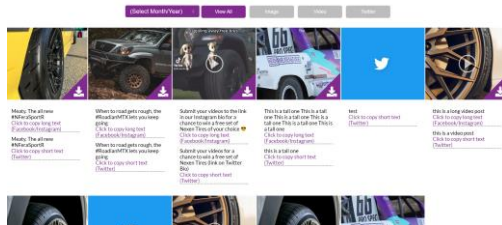


**Instagram:**

1. Go to Instagram through the app or website in separate window. <https://www.instagram.com>
2. Log into your account.
3. Go back Nexen Media Library webpage: <http://nexentiregarage.ignitedsgn.com/media-library/>
4. Find and select a post you would like to share.
5. Click the image you would like to download. A preview screen will pop up with an option to download the image/video

- Image/video will be saved to the download folder on your computer or into your phone's media library




6. Next, click the button that says, "Click to copy long text."

- After you click the button, you can paste the text into the Facebook/Instagram text section.

Click to copy long text  
(Facebook/Instagram)

7. Open back up the Instagram app or webpage and press the bottom, center button (a plus with a square around it) to post.



8. Upload photo/video, click "Next"
9. Paste the text into the caption section.
10. Press Post.